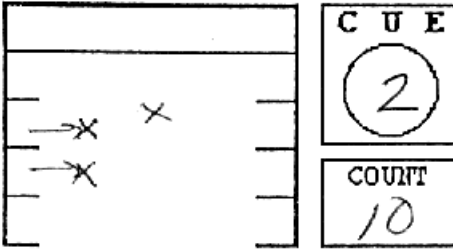


C U E  
①

COUNT  
5

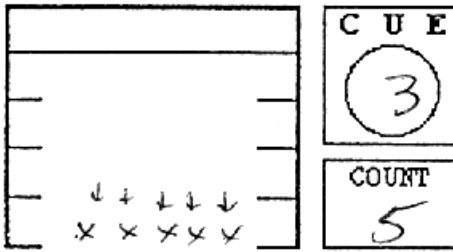
skins and SL mids - not too bright  
GO: dancers ready offstage + music go



C U E  
②

COUNT  
10

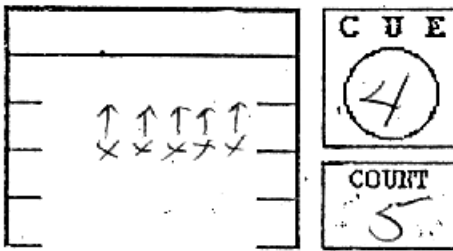
add blue cyc & SR mids - brighter maybe add some blue backs + pink (SR) high sides  
GO: 3rd dancer enters from SR



C U E  
③

COUNT  
5

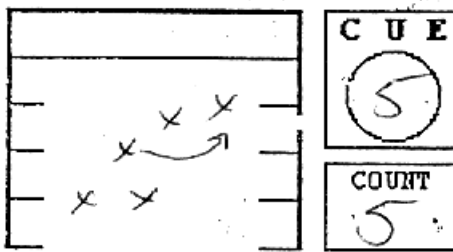
to emphasize DS area  
new look: blue cyc - full stage skins DS mids (L+R) - maybe DS fronts + full stage blue backs  
GO: all walk DS after unison arms-cover-face move



C U E  
④

COUNT  
5

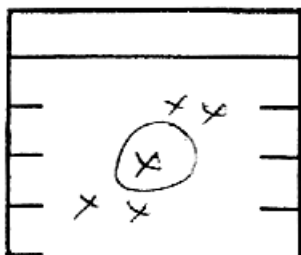
switch emphasis to US area  
replace DS mids w/ upstage mids. DS fronts @  $\emptyset$  - add US fronts maybe (dancers might be too far US)  
GO: unison turn-leap to US line after unison moon walks backward



C U E  
⑤

COUNT  
5

fill stage unevenly  
full stage skins  $\rightarrow$  DSR & USL mids only - keep blue cyc - lose front light  
GO: as dancers move DS

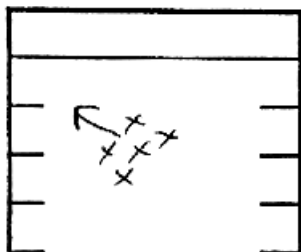


C U E  
 (6)

COUNT  
 1

centerstage emphasis -  
 add centerstage special or use  
 CS back light if special not available

GO: soloist falls down CS

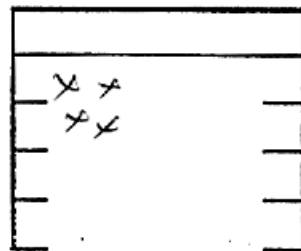


C U E  
 (7)

COUNT  
 5

lights "pull" from SR:  
 fade CS special - fade USL mids  
 add US R mids - dim SL shines

GO: dancers begin dragging soloist  
 off




C U E  
 (8)

COUNT  
 7

fade to black


GO: follow ish to cue 7 - as dancers  
 exit



C U E  
 ( )

COUNT  
 ( )

GO: \_\_\_\_\_



C U E  
 ( )

COUNT  
 ( )

GO: \_\_\_\_\_

	C U E	Red cyc @ full
	①	
	COUNT	GO: dancers in place USR &
	15	(music go) - breathing & heart beat

	C U E	add SR shins (no color) + USR
	②	blue back
	COUNT	GO: on electronic tone

	C U E	add SL shins + DSR blue back
	③	USR back @ ∅
	COUNT	GO: as couple rises & moves to DS
	15	

	C U E	DSR back @ ∅,
	④	add DSC back
	COUNT	GO: as DS couple crosses to CS
	15	after big no hands lift

	C U E	DSC back @ ∅, add DSL back
	⑤	
	COUNT	GO: as DS couple crosses to 1/4 SL
	15	

DSL back @  $\emptyset$

C U E
6
COUNT
10

GO: as DS couple exits  
for entrance of new couple

add special shins (R-34)  
add DSR blue back.

C U E
7
COUNT
10

GO: wires pop off DSR couple

add DSC back  
DSR back @  $\emptyset$

C U E
8
COUNT
15

GO: couple moves to CS

add DSL back  
~~DSC~~ DSC back @  $\emptyset$

C U E
9
COUNT
15

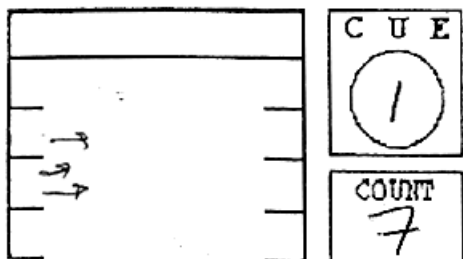
GO: couple moves to SL

DSL back @  $\emptyset$

C U E
10
COUNT
5

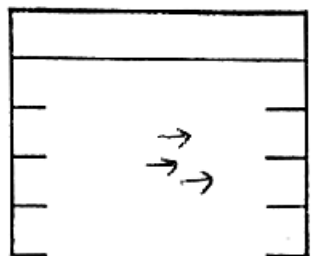
GO: final lift - he bent over -  
she in dive reaching out

CUE 11  
3cets follow after 2beats - fade to black




C U E  
 1  
 COUNT  
 7

bright but spare:  
 full stage shines + SL High sides  
 GO: dancers ready off stage + music go




C U E  
 2  
 COUNT  
 1

bright but spare w/floor:  
 full stage shines, lose SL High sides + add blue backs + SL Lead Lights  
 GO: dives begin




C U E  
 3  
 COUNT  
 5

Full stage cool:  
 add SL Lead Lights, lavender fronts + blue boom tops  
 GO: divers exit + others enter fr. USL



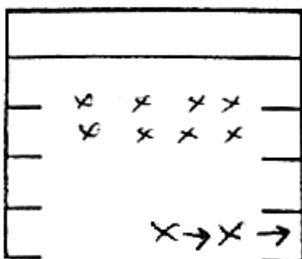
C U E  
 4  
 COUNT  
 3

bright + warmer:  
 add high sides + mids  
 GO: soloist enters fr SR



C U E  
 5  
 COUNT  
 7

new look - emphasize DS:  
 blue backs, DS mids, full stage shines, special shines (from Part II)  
 GO: others begin slow walks US (duet DS)



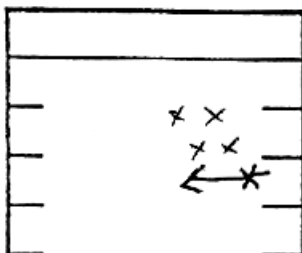
C U E

6

COUNT

DS mids @  $\emptyset$ , shins @ full,  
special shins @  $\emptyset$

GO: DS duet run run leaps off DSL



C U E


7

COUNT

3

bright:  
add high-sides + lead highs

GO: soloists return



C U E

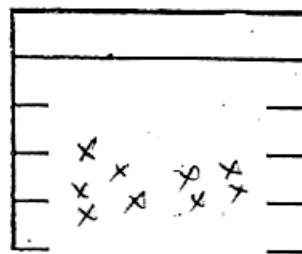
8

COUNT

7

brighter:  
add low fronts - brighter all

GO: dancer spinning arms extended DSL -  
other dancers enter one @ time



C U E


9

COUNT

0

to black

GO: on leap-catches + final note



C U E

0

COUNT

GO: